

Module 2: 2015 Reinsurance Contributions Counting Methods Overview

August 17, 24, and 31, 2015



Payment Policy & Financial Management Group,
Division of Reinsurance Operations Training Series

Session Guidelines

- This is a 90-minute webinar session
- For questions regarding content, please submit inquiries to:
reinsurancecontributions@cms.hhs.gov
- For questions regarding logistics and registration, please contact the Registrar at:
(800) 257-9520

Purpose

- Define who is required to make reinsurance contributions for the 2015 benefit year
- Provide an overview of the permitted reinsurance contribution counting methods
- Demonstrate how the 2015 reinsurance contribution amounts are calculated

Agenda

- Who Is Required to Make Reinsurance Contributions
- Counting Methods Overview
- Consistency Requirements and Aggregation
- Calculation of Contribution Amounts
- Key Deadlines for the 2015 Benefit Year
- Next Steps
- Upcoming Webinars
- Resources

Intended Audience

- Health Insurance Issuers
- Plan Sponsors
- Third Party Administrators (TPAs)
- Administrative Services-Only (ASO) Contractors

Who Is Required to Make Contributions for the 2015 Benefit Year?

Who is Required to Make Reinsurance Contributions for the 2015 Benefit Year?

Contributing Entity generally includes:

- A health insurance issuer; or
- A self-insured group health plan (including a group health plan that is partially self-insured and partially insured, where the health insurance coverage does not constitute major medical coverage) **that uses a TPA in connection with claims processing or adjudication (including the management of internal appeals) or plan enrollment for services other than for pharmacy benefits or excepted benefits within the meaning of section 2791(c) of the PHS Act**

Self-Insured Self-Administered Exemption

- For the 2015 and 2016 benefit years, contributions are not required from a self-insured group health plan that **does not** use a TPA in connection with claims processing or claims adjudication (including the management of internal appeals) or plan enrollment
- However, a self-insured group health plan is permitted to use an unrelated third party for the following without losing its self-administered status:
 - *De minimis* administrative services for medical benefits (5% or less)
 - Leasing of provider networks and related services

Contributions Are Generally Required For...

- Major medical coverage that is part of a commercial book of business
- For the purpose of reinsurance contributions, “major medical coverage” is defined in 45 CFR 153.20 as:
 - A catastrophic plan;
 - An individual or a small group market plan subject to the actuarial value requirements under 45 CFR 156.140 (<http://www.cms.gov/CCIIO/Resources/Regulations-and-Guidance/Downloads/2015-av-calculator-final.xlsx>); or
 - Health coverage for a broad range of services and treatments provided in various settings that provides minimum value as defined in 45 CFR 156.145 (<https://www.cms.gov/CCIIO/Resources/Regulations-and-Guidance/Downloads/mv-calculator-final-4-11-2013.xlsx>)

Counting Methods Overview

Introduction to Counting Methods

The applicable counting method depends upon the following:

- 1) Whether the Contributing Entity is a health insurance issuer or a self-insured group health plan
- 2) Whether, in the case of a group health plan that is a Contributing Entity, the plan offers more than one coverage option

Counting Methods for Calculating Reinsurance Covered Lives Counts

Counting Method*	Health Insurance Issuers	Self-Insured Group Health Plans
Actual Count	✓	✓
Snapshot Count	✓	✓
Snapshot Factor		✓
Member Months or State Form	✓	
Form 5500		✓

*See 45 CFR 153.405 for a description of each counting method

Actual Count (45 CFR 153.405(d)(1))

How to Calculate: Add the number of reinsurance covered lives on each day of the month for the first nine (9) months of the benefit year, and divide that total by the number of days in the first nine (9) months.

Applicable to: All Contributing Entities

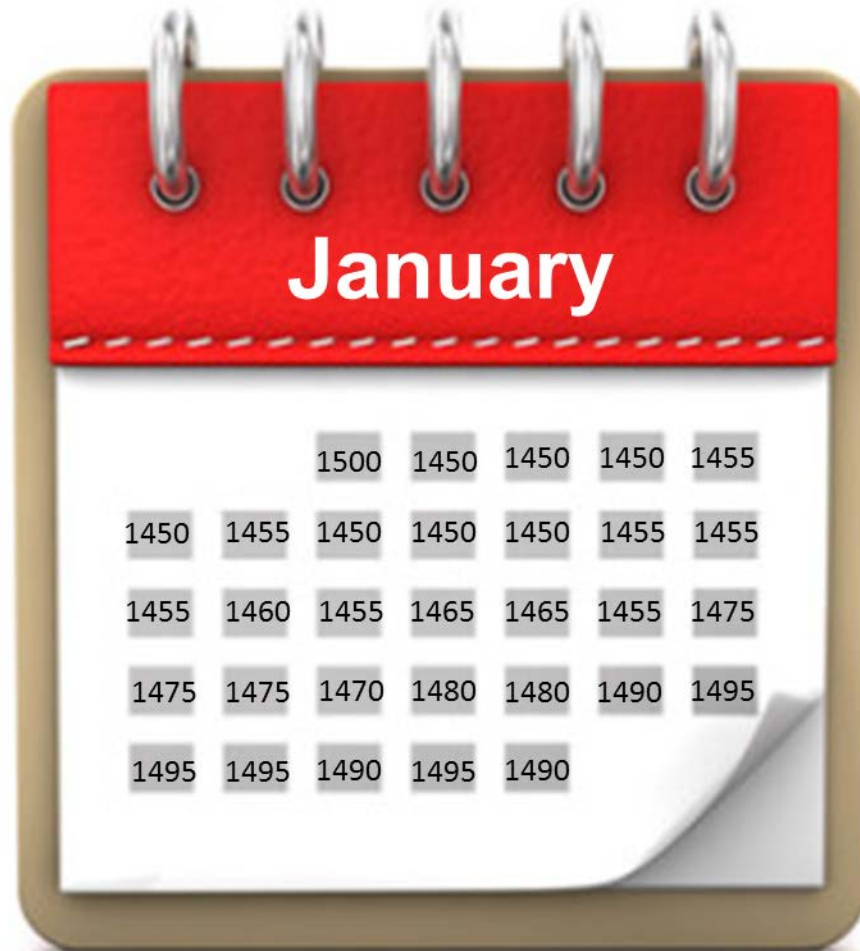
Sum of lives covered for each day in the first nine (9) months (Jan.-Sept.)

Sum of days in the first nine (9) months of 2015 (273)

= **Annual Enrollment Count for Reinsurance Contributions**

Actual Count Full Year Example

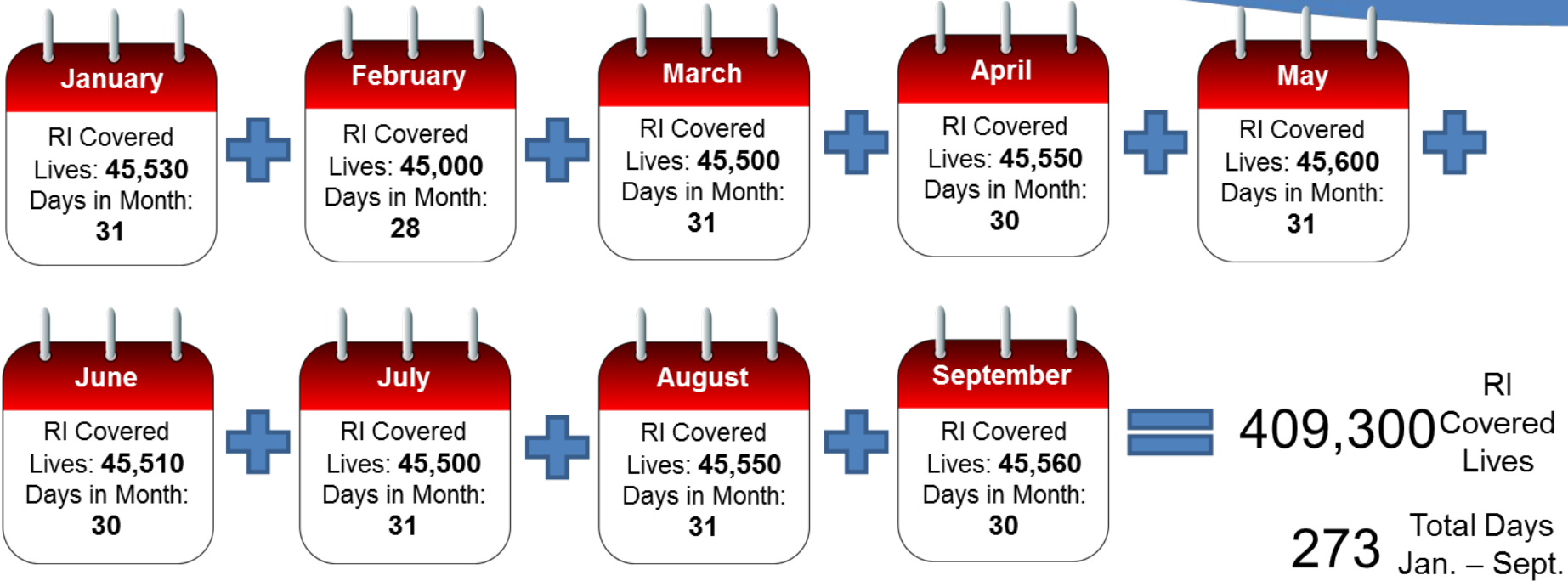
Sum of Reinsurance Covered Lives for Each Day of the Month



To calculate the number of reinsurance covered lives in a single month, determine the number of reinsurance covered lives for each day of the month, and add those numbers together.

January = 45,530 Reinsurance Covered Lives

Actual Count Full Year Scenario (continued)



$$\frac{409,300 \text{ RI Covered Lives}}{273 \text{ Total Days Jan. - Sept.}} = 1499.26739926$$

1499.27 RI Covered Lives Count

Snapshot Count (45 CFR 153.405(d)(2))

How to Calculate: Add the number of reinsurance covered lives on any date (or more dates, if an equal number of dates are used for each quarter) during the same corresponding month in each of the first three (3) quarters of the benefit year, and divide that total by the number of dates on which the reinsurance covered lives count was made.

Applicable to: All Contributing Entities

Snapshot Count Example

JANUARY

Mo	Tu	We	Th	Fr	Sa	Su
			1	2	3	4
5	6	7	8	9	10	11
12	13	14	15	16	17	18
19	20	21	22	23	24	25
26	27	28	29	30	31	

FEBRUARY

Mo	Tu	We	Th	Fr	Sa	Su
						1
2	3	4	5	6	7	8
9	10	11	12	13	14	15
16	17	18	19	20	21	22
23	24	25	26	27	28	

MARCH

Mo	Tu	We	Th	Fr	Sa	Su
30	31					1
2	3	4	5	6	7	8
9	10	11	12	13	14	15
16	17	18	19	20	21	22
23	24	25	26	27	28	29

APRIL

Mo	Tu	We	Th	Fr	Sa	Su
		1	2	3	4	5
6	7	8	9	10	11	12
13	14	15	16	17	18	19
20	21	22	23	24	25	26
27	28	29	30			

MAY

Mo	Tu	We	Th	Fr	Sa	Su
				1	2	3
4	5	6	7	8	9	10
11	12	13	14	15	16	17
18	19	20	21	22	23	24
25	26	27	28	29	30	31

JUNE

Mo	Tu	We	Th	Fr	Sa	Su
1	2	3	4	5	6	7
8	9	10	11	12	13	14
15	16	17	18	19	20	21
22	23	24	25	26	27	28
29	30					

JULY

Mo	Tu	We	Th	Fr	Sa	Su
		1	2	3	4	5
6	7	8	9	10	11	12
13	14	15	16	17	18	19
20	21	22	23	24	25	26
27	28	29	30	31		

AUGUST

Mo	Tu	We	Th	Fr	Sa	Su
31					1	2
3	4	5	6	7	8	9
10	11	12	13	14	15	16
17	18	19	20	21	22	23
24	25	26	27	28	29	30

SEPTEMBER

Mo	Tu	We	Th	Fr	Sa	Su
	1	2	3	4	5	6
7	8	9	10	11	12	13
14	15	16	17	18	19	20
21	22	23	24	25	26	27
28	29	30				

Sum of lives covered on any date during the same corresponding month in each of the first three (3) quarters of the benefit year (e.g. March 1, 2015, June 1, 2015, September 1, 2015). The date(s) used for the second and third quarters must fall within the **same week of the quarter** as the corresponding date(s) used for the first quarter.

Sum of dates on which the reinsurance covered lives count was made (3).

= Number of Reinsurance Covered Lives

Snapshot Count Full Year Scenario

Add the number of reinsurance covered lives for each of the dates selected.



Calculate the sum of dates on which the RI covered lives count was made. In this scenario 3 dates were selected. **3 Selected Dates**

Divide the total number of RI covered lives by the number of dates (3) to determine the covered lives count.

$$\frac{4,000 \text{ RI Covered Lives}}{3 \text{ Selected Dates}} = 1,333.33 \text{ RI Covered Lives Count}$$

Snapshot Factor (45 CFR 153.405(e)(2))

How to Calculate:

Sum of the number of participants with **self-only** coverage covered on any single date during the same corresponding month in each of the first three quarters of the calendar year*

+

Sum of the number of participants with **other than self-only lives** coverage on any date during the same corresponding month in each of the first three (3) quarters of the calendar year multiplied by a factor of 2.35

Sum of dates on which the count was made (3)

= Number of Reinsurance Covered Lives

Applicable to: Self-insured group health plans and multiple group health plans maintained by the same plan sponsor that do not include an insured plan [see 45 CFR 153.405(e)(2) and (g)(4)(ii)].

*The date(s) used for the second and third quarters must fall within the same week of the quarter as the corresponding date(s) used for the first quarter.

Snapshot Factor Example

Add the number of participants with self-only coverage for each of the dates selected in the first three (3) quarters of the year.



Add the number of participants with other than self-only coverage for each of the dates selected and multiply by a factor of 2.35.



Snapshot Factor Example (continued)

Add the total number of participants with self-only coverage to the total number of participants with other than self-only coverage, multiplied by a factor of 2.35.

$$\begin{array}{r} 3,275.00 \text{ (Total Self-Only Participants)} \\ + 6,215.75 \text{ (Total Other than Self-Only Participants)} \\ \hline \mathbf{9,490.75} \quad \text{Summed Total} \end{array}$$

Divide the summed total by the number of dates (3).

$$\frac{9,490.75 \text{ (Summed Total)}}{3 \text{ (Selected Dates)}} = \mathbf{3,163.58} \text{ RI Covered Lives Count}$$

Member Months or State Form Method (45 CFR 153.405(d)(3))

How to Calculate:

Average number of policies in effect during the first nine months of the benefit year*



Ratio of covered lives per policy in effect, calculated using the prior year's National Association of Insurance Commissioners (NAIC) Supplemental Health Care Exhibit (SHCE) or a form filed with the issuer's State of domicile for the most recent time period

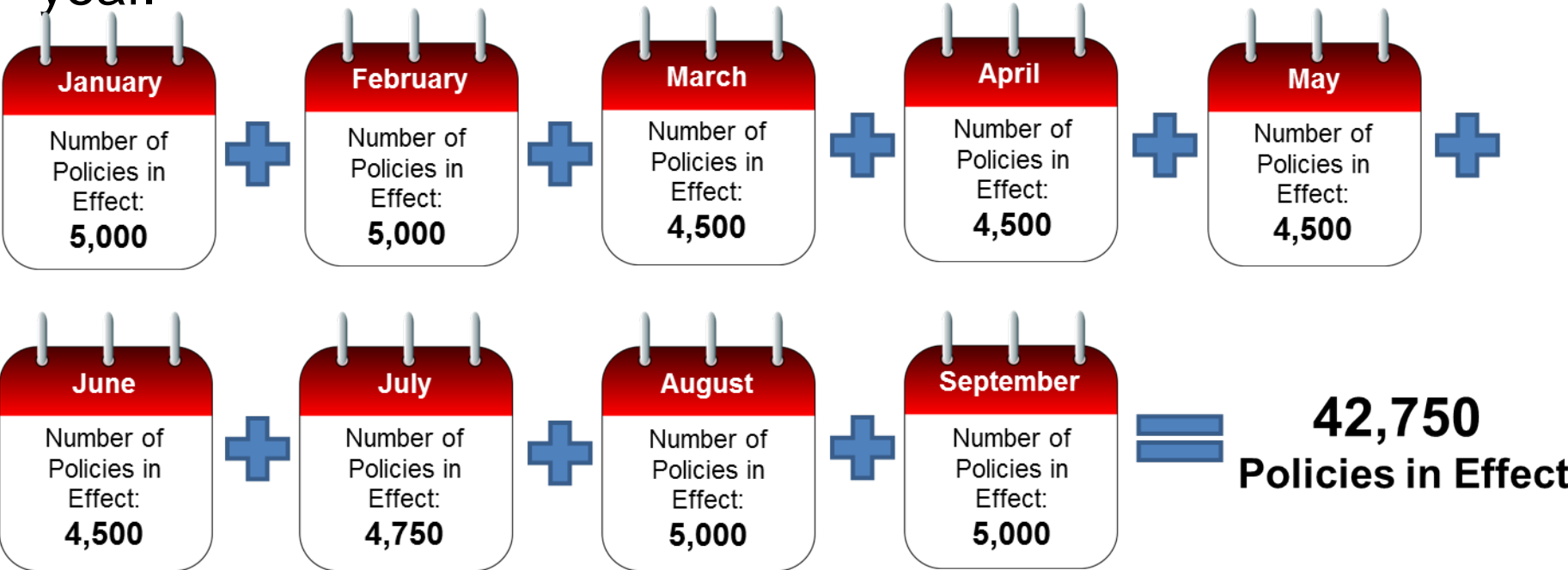
= Number of Reinsurance Covered Lives

Applicable to: Health insurance issuers

*Calculated using the prior National Association of Insurance Commissioners (NAIC) Supplemental Health Care Exhibit (SHCE) or a form filed with the issuer's State of domicile for the most recent time period

Member Months or State Form Method Example

Add the number of policies in effect for the first nine (9) months (January – September) of the applicable benefit year.



Member Months or State Form Method

Example (continued)

Divide the number of policies (42,750) in effect for the first nine (9) months of the applicable benefit year by the number of months (9) to determine the average number of policies in effect.

$$\frac{42,750 \text{ (policies in effect)}}{9 \text{ (first nine months of benefit year)}} = 4,750 \text{ Average Policies in Effect}$$

Member Months or State Form Method

Example (continued)

Divide the number of lives from the SHCE (98,875) by the previous year's number of policies from the SHCE (39,550) to determine the ratio.

$$\frac{98,875 \text{ (Number of Lives from SHCE)}}{39,550 \text{ (Number of Policies from SHCE)}} = 2.5 \text{ Ratio of Lives Per Policy in Effect}$$

Multiply the average number of policies in effect (4,750) by the ratio of lives per policy (2.5).

$$4,750 \times 2.5 = \mathbf{11,875} \text{ RI Covered Lives Count}$$

Form 5500 Method (45 CFR 153.405(e)(3))

How to Calculate:

A) Self-Only Coverage

$$\frac{\text{Total participants at the beginning of the plan year} + \text{Total participants at the end of the plan year}}{2}$$

= Number of Reinsurance Covered Lives for Self-Only Coverage

B) Self-Only & Other Coverage

$$\text{Total participants at the beginning of the plan year} + \text{Total participants at the end of the plan year}$$

= Number of Reinsurance Covered Lives for Self-Only and Other than Self-Only Coverage

Applicable to: Self-insured group health plans

Form 5500 Method Self-Only Coverage Example

Question: How does a plan with self-only coverage use the Form 5500 method to calculate reinsurance covered lives?

Form 5500 (2014)

Page 2

1) When using the Form 5500 method for calculating reinsurance covered lives, plans that are self-only coverage will obtain the total number of participants at the beginning of the plan year from line 5 and the end of the plan year from line 6(d) of Form 5500 (2,500).

2) Divide the total number of participants covered at the beginning and end of the plan year (2,500) by 2.

$$\frac{2,500}{2} = 1,250$$

Reinsurance Covered Lives Count

3a Plan administrator		3b Administrator's EIN	
		3c Administrator's telephone number	
4 If the plan has an EIN, enter the EIN at the end of this plan, enter the name.		4b EIN	
a Sponsor's name		4c PN	
5 Total number of participants at the beginning of the plan year		5	1,000
6 Number of participants at the end of the plan year		6a(1) , 6a(2) , 6b , 6c , and 6d must be completed only if the plan is a self-only coverage plan.	
a(1) Total number of participants at the beginning of the plan year		6a(1)	
a(2) Total number of participants at the end of the plan year		6a(2)	1,000
b Retirees		6b	250
c Other		6c	250
d Subtotal. Add lines 6a(2), 6b, and 6c.		6d	1,500

Form 5500 Method Self-Only and Other Than Self-Only Coverage Example

Question: How does a plan with self-only and other than self-only coverage use the Form 5500 method to calculate reinsurance covered lives?

Form 5500 (2014)		Page 2	
3a Plan administrator's name, address, and telephone number		3b Administrator's EIN	
		3c Administrator's telephone number	
4 If the name, address, and telephone number of the sponsor, administrator, or other person, enter the name, address, and telephone number		4b EIN	
a Sponsor's name, address, and telephone number		4c PN	
5 Total number of participants at the beginning of the plan year		5	1,000
6 Number of participants at the end of the plan year		6a(1) Total number of participants at the beginning of the plan year	
a(1) Total number of participants at the beginning of the plan year		6a(1)	
a(2) Total number of active participants at the end of the plan year		6a(2)	1,000
b Retired or separated participants receiving benefits		6b	250
c Other retired or separated participants entitled to future benefits		6c	250
d Subtotal. Add lines 6a(2), 6b, and 6c		6d	1,500

When using the Form 5500 method for calculating reinsurance covered lives, plans that are self-only and other than self-only coverage will obtain the total number of participants at the beginning of the plan year from line 5 and the end of the plan year from line 6(d) of Form 5500 (2,500).

= 2,500
Reinsurance Covered
Lives Count

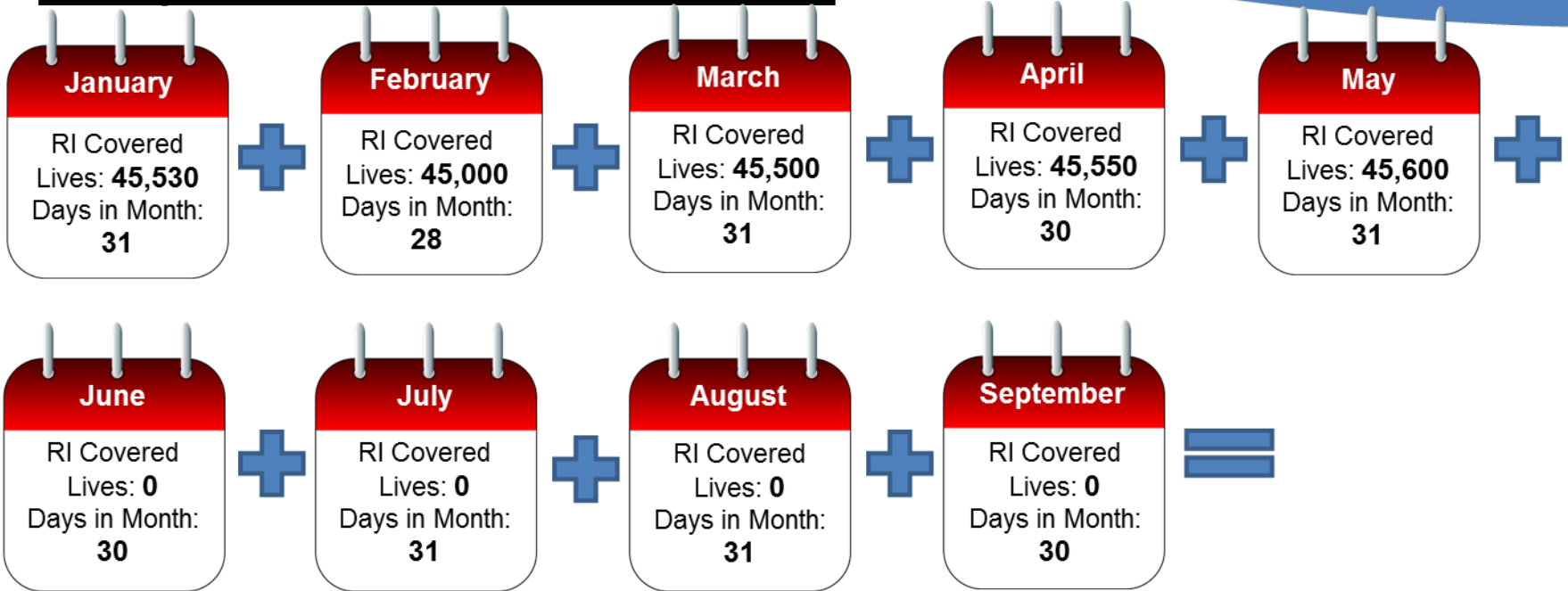
Calculating Reinsurance Covered Lives for Partial Year Coverage

Partial Year Coverage

- A health plan or coverage may be established, terminated, or change funding mechanisms during the first nine (9) months of a benefit year
- If coverage changes from a fully insured plan to a self-insured plan or self-insured to fully insured during the first nine (9) months of 2015, the following rules apply:
 - The issuer of the fully insured plan would be responsible for paying the per covered life contribution amount for reinsurance contribution enrollees for the portion of the calendar year they are enrolled in the fully insured plan
 - The self-insured plan would be responsible for paying the per covered life contribution amount for reinsurance contribution enrollees for the portion of the year they are enrolled in the self-insured plan
 - As a result, both plans would be responsible for paying a portion of the fee using one of the permitted counting methods in 45 CFR 153.405(d) and 45 CFR 153.405(e), as applicable, based on the portion of the year these covered lives were enrolled in the self-insured and fully-insured plans

Actual Count Partial Year Example

Fully-Insured Calculation



227,180 RI Covered Lives
 273 Total Days Jan. – Sept.



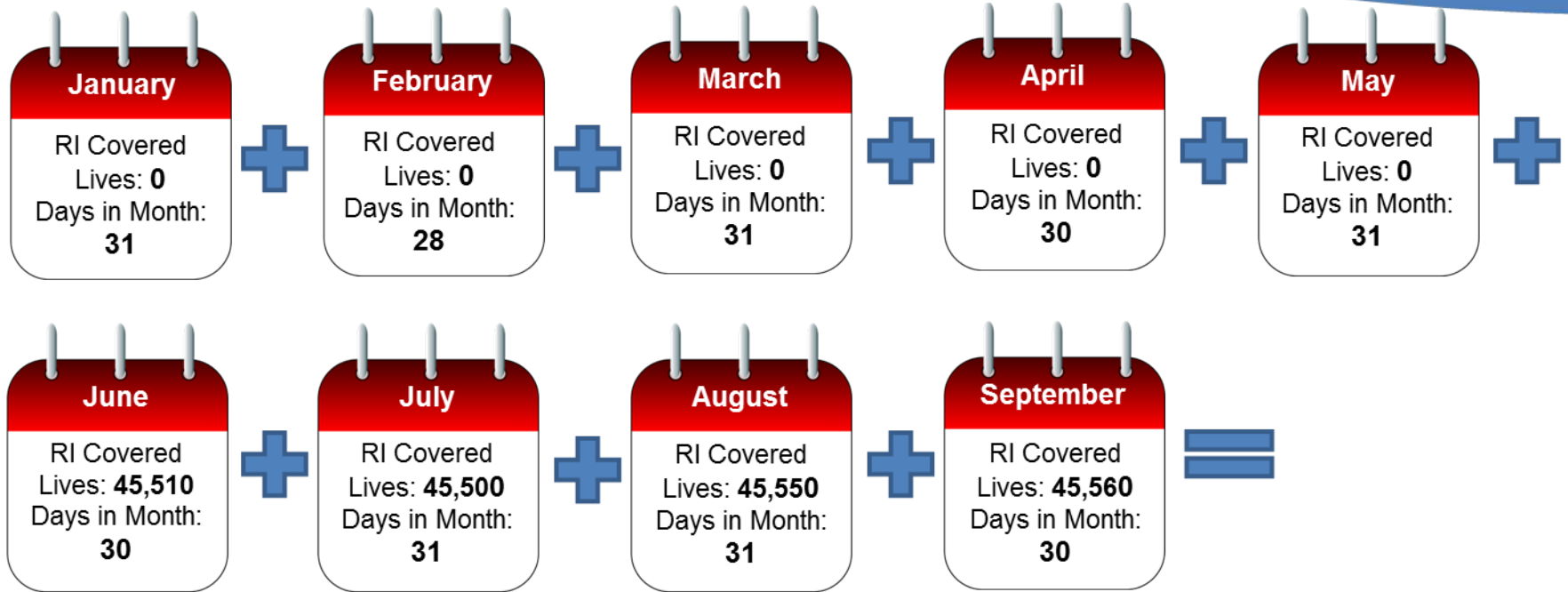
832.16
 Fully-Insured Reinsurance
 Covered Lives Count



Actual Count Partial Year Example

(continued)

Self-Insured Calculation



$$\frac{182,120 \text{ RI Covered Lives}}{273 \text{ Total Days Jan. – Sept.}} = 667.11 \text{ Self-Insured Reinsurance Covered Lives Count}$$

Snapshot Count Partial Year Example

- A Contributing Entity only has reinsurance covered lives through March 31, 2015.



- Calculate the sum of dates on which the RI covered lives count was made. In this scenario 3 dates were selected = 3 Selected Dates
- Divide the total number of reinsurance covered lives by the number of dates (3) to determine the reinsurance covered lives count

$$\frac{1,600 \text{ (RI Covered Lives)}}{3 \text{ (Selected Dates)}} = 533.33 \text{ RI Covered Lives Count}$$

Deducting Reinsurance Contribution Exempted Lives from the Annual Enrollment Count

Reinsurance Contribution Exempted Lives

- For a list of all plans or coverage that are exempt from the requirement to make reinsurance contributions, please see:

Module 1: Transitional Reinsurance Program Contributions Overview for 2015 Benefit Year available in the REGTAP Library

Deducting Reinsurance Contribution Exempted Lives – Actual Count and Snapshot Count Methods

Actual Count Method (45 CFR 153.405(d)(1))

- Subtract any exempted reinsurance covered lives from the total for each day, **prior** to adding the total number of lives covered for each day of the first nine (9) months of the benefit year and then divide that total by the number of days in the first nine (9) months.

Snapshot Count Method (45 CFR 153.405(d)(2))

- Subtract any exempted reinsurance covered lives from the total for each date(s) on which a count is taken in a quarter, **prior** to adding the total number of lives covered on any date (or more dates, if an equal number of dates are used for each quarter) during the same corresponding month in each of the first three (3) quarters of the benefit year, and then divide that total by the number of dates on which a count was made.

Deducting Reinsurance Contribution Exempted Lives – Snapshot Factor Method

Snapshot Factor Method (45 CFR 153.405(e)(2))

- Add the total number of lives covered on any date (or more dates, if an equal number of dates are used for each quarter) during the same corresponding month in each of the first three (3) quarters of the benefit year (provided that the date used for the second and third quarters must fall within the same week of the quarter as the corresponding date used for the first quarter), and dividing that total by the number of dates on which a count was made, except that the number of lives covered on a date is calculated by adding the number of participants with self-only coverage on the date to the product of the number of participants with coverage other than self-only coverage on the date and a factor of 2.35
- **Following this determination, subtract from the total number of lives covered the number of exempted reinsurance covered lives**

Deducting Reinsurance Contribution Exempted Lives – State Form or Member Months Form

State Form or Member Months Method (45 CFR 153.405(d)(3))

- Determine the average number of policies for the first nine (9) months of the calendar year and multiply that that number of policies by the ratio of covered lives per policy in effect, calculated using the prior National Association of Insurance Commissioners (NAIC) Supplemental Health Care Exhibit (or a form filed with the issuer's State of domicile for the most recent time period).
- **Following this determination, subtract from the total number of lives covered the number of exempted reinsurance covered lives.**

Deducting Reinsurance Contribution Exempted Lives – Form 5500

Form 5500 Method (45 CFR 153.405(e)(3))

- Determine the number of lives covered for the most current plan year calculated based upon the ‘Annual Return/Report of Employee Benefit Plan’ filed with the Department of Labor (Form 5500) for the last applicable time period;
 - For purposes of this method, the number of lives covered for the plan year for a plan offering only self-only coverage equals the sum of the total participants covered at the beginning and end of the plan year, as reported on the Form 5500, divided by two (2), and the number of lives covered for the plan year for a plan offering self-only coverage AND coverage other than self-only coverage equals the sum of the total participants covered at the beginning and the end of the plan year, as reported on the Form 5500
- **Following this determination, subtract from the total number of lives covered the number of exempted reinsurance covered lives.**

Consistency Requirements and Aggregation

Consistency Requirements

- A Contributing Entity must use the same counting method for an entire calendar year.
- When a plan sponsor that maintains multiple group health plans is calculating the average number of reinsurance covered lives across two (2) or more plans, the same counting method **must** be used across all of the plans because they would be treated as a single plan for counting purposes.
 - However, a plan sponsor that maintains multiple group health plans can treat its plans as separate group health plans if the sponsor determines the number of covered lives under each plan as if the separate group health plan provided major medical coverage
- Consistency in counting methods is **NOT** required between the enrollment count calculated under the Patient-Centered Outcomes Research Trust Fund (PCORTF) Rule and the count calculated for reinsurance purposes.

Aggregation Rules for Group Health Plans with a Self-Insured Coverage Option and an Insured Coverage Option

No Aggregation

- If the group health plan determines the number of RI covered lives under each coverage option separately as if each provided major medical coverage, the group health plan may use any of the counting methods specified for health insurance issuers or self-insured group health plans, as applicable to each coverage option.
 - For any fully-insured plans, the group health plan may use the following counting methods: actual count, snapshot count, and Member Months or State Form
 - For any self-insured plans, the group health plan may use the following counting methods: actual count, snapshot count, snapshot factor, or Form 5500

Aggregation

- If the group health plan chooses to aggregate the multiple group health plans and at least one is an insured plan, the plan sponsor must use the actual count or snapshot count counting method.

Aggregation Rules for Multiple Group Health Plans Maintained by Same Plan Sponsor

The following aggregation rules apply if there are multiple group health plans maintained by the same plan sponsor (including one (1) or more group health plans that provide health insurance coverage) that collectively provide major medical coverage for the same reinsurance covered lives simultaneously.

No Aggregation

If the plan sponsor determines the number of reinsurance covered lives under each separate group health plan as if the separate group health plan provided major medical coverage, the plan sponsor may treat the multiple plans as separate group health plans.

- For any fully-insured plans, the plan sponsor may use the following counting methods: actual count, snapshot count, and Member Months or State Form
- For any self-insured plans, the plan sponsor may use the following counting methods: actual count, snapshot count, snapshot factor, or Form 5500

Aggregation Rules for Multiple Group Health Plans Maintained by Same Plan Sponsor (continued)

Aggregation

- If the plan sponsor chooses to aggregate the multiple group health plans and at least one is an insured plan, the plan sponsor must use the actual count or snapshot count counting method
- If the plan sponsor chooses to aggregate the multiple group health plans and none of the plans are an insured plan, the plan sponsor must use the actual count, snapshot count, or snapshot factor counting method

Calculation of the 2015 Uniform Reinsurance Contribution Amounts

2015 Uniform Reinsurance Contribution Rate

- Reinsurance contribution amounts are calculated by multiplying a Contributing Entity's annual enrollment count by the 2015 Uniform Reinsurance Contribution rate of **\$44.00**.

The Uniform Reinsurance Contribution Rate for 2015 was finalized in the 2015 Payment Notice at **\$44.00 per covered life**

- When entering the annual enrollment count into the Form, the contribution amount owed will be calculated automatically.

Auto-Calculated Contribution Amounts: Form Example

2015 ACA Transitional Reinsurance Program Annual Enrollment Contributions

Before You Begin 1 Complete Agency Form 2 Enter Payment Info 3 Review & Submit 4 Confirmation

ACA Transitional Reinsurance Program Annual Enrollment and Contributions Submission Form

[Need Help?](#)



* Type of Filing ?

New Re-Filing Resubmission Invoice

* Type of Payment ? (All payment types must be filed and scheduled by November 15th of the Benefit Year)

- First Collection - Contribution for Program Payments and Program Administration Funds
(Regulatory Payment Due Date - January 15, 2016)
- Second Collection - Contribution for General Fund of the US Treasury
(Regulatory Payment Due Date - November 15, 2016)
- Combined Collection - First Collection + Second Collection (as described above)
(Regulatory Payment Due Date - January 15, 2016)

* Benefit Year for Reporting Gross Annual Enrollment Count	2015	
Total Applicable Benefit Year Contribution Rate	44.00	
* Gross Annual Enrollment Count	120.00	?
* Verify Gross Annual Enrollment Count	120.00	?
Contribution Rate for Program Payments and Program Administration Funds	33.00	?
Contribution Amount Due for Program Payments and Program Administration Funds	3,960.00	?
Contribution Rate for General Fund of the US Treasury	11.00	?
Contribution Amount Due for General Fund of the US Treasury	1,320.00	?
Total Contributions Due for the Applicable Benefit Year	5,280.00	?

$$\begin{array}{r}
 120 \text{ RI Covered Lives} \\
 \times \$44.00 = \\
 \hline
 \$5,280.00 \\
 \text{(auto-calculated)}
 \end{array}$$



Key Deadlines for 2015

Date	Activity	Contribution Amount
To Make a Full Contribution in One Payment (Combined Collection):		
No later than November 16, 2015	Submit the Form and schedule payment by due date	
No later than January 15, 2016	Full contribution amount due (single payment)	\$44.00 per covered life
	TOTAL	\$44.00
OR		
To Make a Two-part Contribution (First and Second Collection):		
No later than November 16, 2015	Submit the Form and schedule payment of first collection contribution (by due date) and duplicate the Form and schedule payment of second collection (by due date)	
No later than January 15, 2016	First contribution amount due	\$33.00 per covered life
No later than November 15, 2016	Second contribution amount due	\$11.00 per covered life
	TOTAL	\$44.00

Next Steps

- **NOW**

- Review the counting methods set forth in 45 CFR 153.405(d) through (g)
- Review these slides and “Transitional Reinsurance Program Operational Guidance: Examples of Counting Methods for Contributing Entities – UPDATED FOR THE 2015 BENEFIT YEAR” to calculate your annual enrollment count
- Review your REGTAP emails for updates and monitor the CClIO web page
- Register on Pay.gov or confirm your password if you were a registered user for the previous year

- **LATER**

- Attend future trainings
- Complete the 2015 ACA Transitional Reinsurance Program Annual Enrollment and Contributions Submission Form, which will be available on <https://pay.gov/public/home> in October 2015

- For questions regarding Contributions, please contact us at reinsurancecontributions@cms.hhs.gov

Upcoming Webinars

Topic	Tentative Date
Module 3: 2015 Form Completion, Submission, and Payment	September 23 September 28 September 30

Additional webinars and user groups will be held through November 2015.

Questions?

To submit questions by phone:

- Dial '14' on your phone's keypad
- Dial '13' to exit the phone queue

To submit questions by webinar:

- Type your question in the text box under the 'QA' tab

Resources

Resources

Resource	Link/Contact Information
U.S. Department of Health & Human Services	http://www.hhs.gov/
Centers for Medicare & Medicaid Services (CMS)	http://www.cms.gov/
The Center for Consumer Information & Insurance Oversight (CCIIO) web page	http://www.cms.gov/cciiio
Registration for Technical Assistance Portal (REGTAP) - presentations, FAQs	https://www.REGTAP.info
Registration and Form on Pay.gov	https://pay.gov/paygov/

Regulatory References

Resource	Link/Contact Information
Standards Related to Reinsurance, Risk Corridors and Risk Adjustment (77 FR 17220) provided a regulatory framework	http://www.gpo.gov/fdsys/pkg/FR-2012-03-23/pdf/2012-6594.pdf
HHS Notice of Benefit and Payment Parameters for 2014 (78 FR 15410)	http://www.gpo.gov/fdsys/pkg/FR-2013-03-11/pdf/2013-04902.pdf
Program Integrity: Exchange, Premium Stabilization Programs, and Market Standards (78 FR 65046) established oversight standards	http://www.gpo.gov/fdsys/pkg/FR-2013-10-30/pdf/2013-25326.pdf
HHS Notice of Benefit and Payment Parameters for 2015 (78 FR 13744)	http://www.gpo.gov/fdsys/pkg/FR-2014-03-11/pdf/2014-05052.pdf
Exchange and Insurance Market Standards for 2015 and Beyond (79 FR 30240)	http://www.gpo.gov/fdsys/pkg/FR-2014-05-27/pdf/2014-11657.pdf
HHS Notice of Benefit and Payment Parameters for 2016 (80 FR 10750)	http://www.gpo.gov/fdsys/pkg/FR-2015-02-27/pdf/2015-03751.pdf

FAQ Database on REGTAP

My Dashboard



The FAQ Database allows users to search FAQs by FAQ ID, Keyword/Phrase, Program Area, Primary and Secondary categories and Publish Date.

FAQ Database is available at <http://www.REGTAP.info>

FAQ Search

FAQ ID

Keyword/Phrase

Program Area
Select All
Agent Broker
Distributed Data Collection for RI and RA/Edge Server
Enrollment and Eligibility
Event Registration and Logistics

Primary Category

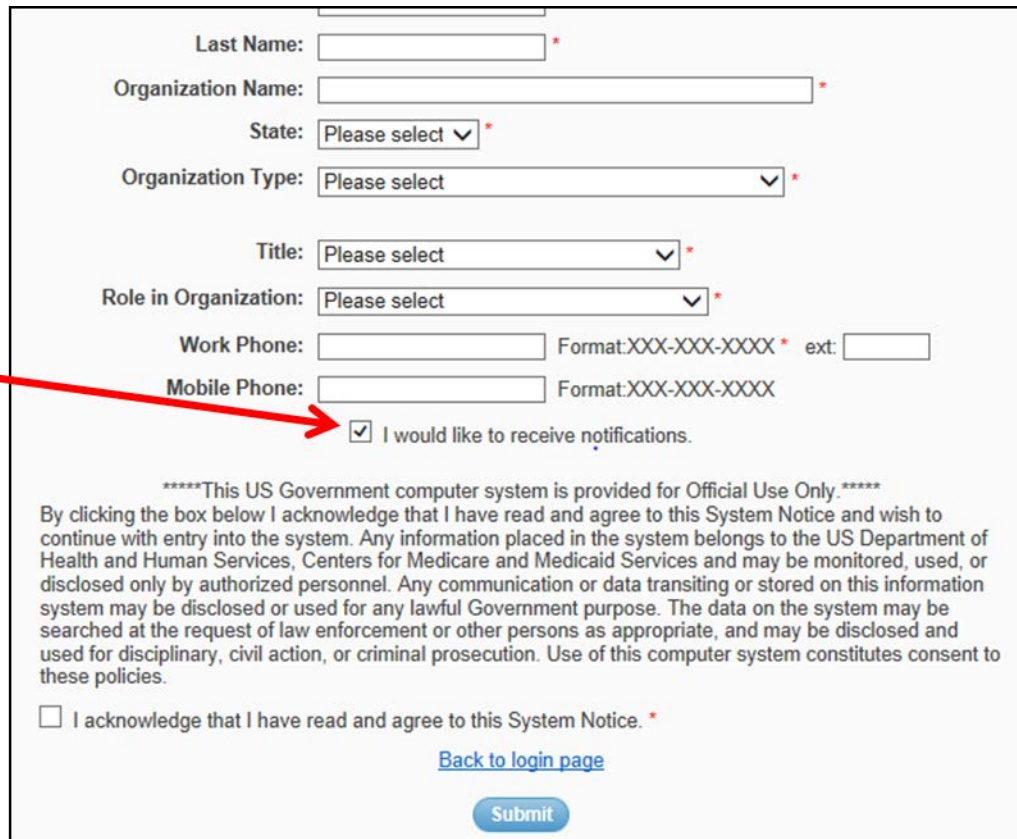
Secondary Category

Publish Date
Start Date 22 End Date 22

Primary and Secondary Category search available only when one (1) Program Area is selected.

Notifications Opt In/Opt Out

Users have the option to opt in or opt out of receiving notifications when first registering in REGTAP by checking or unchecking the box for “*I would like to receive notifications.*”



The screenshot shows a registration form with the following fields:

- Last Name: *
- Organization Name: *
- State: *
- Organization Type: *
- Title: *
- Role in Organization: *
- Work Phone: Format:XXX-XXX-XXXX * ext:
- Mobile Phone: Format:XXX-XXX-XXXX
- I would like to receive notifications.

*****This US Government computer system is provided for Official Use Only.*****
By clicking the box below I acknowledge that I have read and agree to this System Notice and wish to continue with entry into the system. Any information placed in the system belongs to the US Department of Health and Human Services, Centers for Medicare and Medicaid Services and may be monitored, used, or disclosed only by authorized personnel. Any communication or data transiting or stored on this information system may be disclosed or used for any lawful Government purpose. The data on the system may be searched at the request of law enforcement or other persons as appropriate, and may be disclosed and used for disciplinary, civil action, or criminal prosecution. Use of this computer system constitutes consent to these policies.

I acknowledge that I have read and agree to this System Notice. *

[Back to login page](#)

After initial registration, contact the Registrar at registrar@REGTAP.info, call (800) 257-9520, or submit an inquiry to www.REGTAP.info to change notification preference.

Closing Remarks