

DISTRIBUTED DATA COLLECTION (DDC) FOR REINSURANCE (RI) AND RISK ADJUSTMENT (RA): PLAN DATA

January 23, 2018

**Health Insurance Exchange Program
Training Series**

Session Agenda

- Purpose
- Intended Audience
- Session Guidelines
- EDGE Server Timeline
- An Overview of Plan Data
- Open Q&A
- Resources
- Closing Remarks

Purpose

This DDC session will provide an:

- Overview of the plan data load process
- Overview of the process to manage corrections to off-Exchange plan data for the 2017 and 2018 Benefit Years
- Overview of EDGE data submission key dates.

Intended Audience

- Issuers [Amazon Web Services (AWS) & On-Premise]
- Third Party Administrators (TPAs) and Support Vendors

Session Guidelines

- This is a 90-minute webinar session.
- For questions regarding content, submit inquiries to EDGE_Server_Data@cms.hhs.gov.
 - Include External Data Gathering Environment (EDGE) server and the Health Insurance Oversight System (HIOS) ID in the subject line.
- For questions regarding logistics and registration, contact the Registrar at: (800) 257-9520.

Plan Data: Introduction

- The Plan Data reference table contains all on-Exchange and off-Exchange plan data elements used in EDGE file processing and the Risk Adjustment program calculations. Hence, the accuracy of plan data submissions is of paramount importance for the correct calculation of issuers' risk scores.
- CMS has identified errors and discrepancies in recent submissions of Issuer Plan Data Templates to add/correct off-Exchange plan data.
- All issuers must ensure that information submitted through the Issuer Plan Data Templates is consistent with the plan data approved by Departments of Insurance (DOIs) for the applicable benefit year.

Plan Data: EDGE 25.0 Maintenance Release

- Plan data is loaded to EDGE servers after it is received and processed from three (3) source systems:
 1. Health Insurance Oversight System (HIOS) Plan Management (PM) Module [Federally-facilitated Marketplace (FFM) and State Partnership Marketplace (SPM)]
 2. System for Electronic Rate and Form Filing (SERFF) [State-based Marketplace (SBM)] or
 3. Rate and Benefits Information System (RBIS) (off-Exchange).

Plan Data: EDGE 25.0 Maintenance Release (continued)

- On January 12, 2018, CMS deployed Plan Data (PD) 2.0, which automated internal business validations on plan data files when CMS loads data from various plan data sources.
 - The system validates that data elements are the same for the following fields if the 14-digit HIOS Standard Component ID submitted exists in the *previous market year*:
 - Exchange Type
 - Plan Benefit Metal Tier Type Code
 - Market Coverage Type
 - Product Division Type Code
- After the deployment of PD 2.0, CMS has been able to quickly identify and reject records that fail business validations.
 - Rejected records will not be loaded to EDGE Servers and **must** be corrected through its source system.

Plan Data Rejections

Plan Data: Frequent Rejections

Metal Level & Market Type

- When reusing a Plan ID from one (1) benefit year to the next, the **metal level** and **market type** must be the same to ensure the integrity of the Risk Adjustment program and adherence to uniform modification requirements established in 45 CFR 147.106 and in 45 CFR 144.103 (definition of “plan”).
- If the plan’s actuarial value changes, resulting in a metal level change, you must establish a new Plan ID for the following year.

Plan Data: Frequent Rejections

Rating Areas

- CMS can only load rating areas to the EDGE plan data reference table that were previously approved by the issuer's state DOI for the applicable market year.
- Prior to submitting any Issuer Plan Data Templates to update rating areas, issuer EDGE Teams should contact the Plan Management Teams within your organization to ensure such plans and rating areas have been filed with DOIs accordingly.

Plan Data: Correcting Rejections

- **FFM/SPM**

- The CMS EDGE Team will contact the Marketplace Plan Management Team to receive information and approval for any updates to FFM data.
- The FFM/SPM plan data must be received via the Center for Consumer Information and Insurance Oversight (CCIIO) Plan Management Team to be loaded to the EDGE plan data reference table.

- **SBM**

- The CMS EDGE Team will contact the applicable SBM or state DOI, whichever entity completes the Qualified Health Plan (QHP) certification process, to receive approval for any updates to SBM data.
- The SBM plan data must be received via SERFF to be loaded to the EDGE plan data reference table.

Plan Data: Correcting Rejections

(continued)

- **Off-Exchange**

- BY 2017

- The RBIS system archived plan data submissions for the 2017 Benefit Year in July 2017. For that reason, Issuer Plan Data Templates are required in order to load and/or correct 2017 off-Exchange plan data.
 - The CMS EDGE Team will contact the state DOI prior to loading any off-exchange plan data.

- BY 2018

- All updates to the 2018 Benefit Year must be completed through the quarterly RBIS submission window for the 2018 Benefit Year.

Issuer Plan Data Template Load Process

Plan Data: Identifying Cause for EDGE Error 6.3

- Prior to submitting an Issuer Plan Data Template, issuers should confirm that the Plan ID is correct and approved for the applicable benefit year as follows:
 - Issuers must verify with their Plan Management or Product Team that is responsible for plan data submission that the **INSRNC_PLAN_ID** for the given enrollee is correct.
 - Often the **INSRNC_PLAN_ID** itself is inaccurate or the enrollee was assigned to an incorrect plan.

Plan Data: Identifying Cause for EDGE Error 6.3 (continued)

- Issuers should confirm that the Plan ID is in the **"INSRNC_PLAN"** table of the **"EDGE_SRVR_COMMON"** schema on the EDGE server for each **INSRNC_PLAN_ID** for the applicable market year.
- Issuers should verify all applicable Rating Areas are in the **"ISSR_PLCY_RATG_AREA"** table.

Please see Appendix E of the EDGE Server Business Rules (ESRB) in the Registration for Technical Assistance Portal (REGTAP) Library for additional information regarding how to run queries for identifying missing plan data.

Plan Data: Updating Off-Exchange

- **BY 2017 Off-Exchange**

- Issuers should confirm with issuer Plan Management Teams to ensure Plan IDs and/or rating areas were filed and received approval by DOI.
- Issuers should submit an inquiry for any missing plan data to EDGE_Server_Data@cms.hhs.gov.
 - Troubleshooting will be performed to rule out the need for data refresh.
 - If plan data reference table is missing applicable plan data, issuer must submit an Issuer Plan Data Template.
- CMS will verify with DOIs that Issuer Plan Data Templates are accurate and approved for the applicable market year.
- DOI-approved Issuer Plan Data Templates will be loaded in the next plan data scheduled load as published in REGTAP.

Plan Data: Updating Off-Exchange

(continued)

- **BY 2018 Off-Exchange**
 - CMS will not process Issuer Plan Data Templates to correct 2018 plan data.
 - Issuers should correct any errors and/or missing plans during the quarterly RBIS submission window.

Plan Data Key Dates

CMS Plan Data Key Dates

Date	Description
08/25/2017	2017 RBIS and Medicaid Expansion plans are loaded
11/21/2017	On-Exchange plans loaded to EDGE servers
01/12/2018	Plan Data (PD) 2.0 deployed
01/26/2018	2018 RBIS and Medicaid Expansion Plans are loaded

Questions?

To submit or withdraw questions by phone:

- *Dial “**star(*)**, **pound (#)**” on your phone’s keypad to ask a question.*
 - *Dial “**star(*)**, **pound (#)**” on your phone’s keypad to withdraw your question.*

Upcoming Webinar

Webinar	Scheduled Event Date
TBD	January 30, 2018

Resources

Resources

Resource	Link/Contact Information
Center for Consumer Information and Insurance Oversight (CCIIO)	http://cms.gov/ccio/
Registration for Technical Assistance Portal (REGTAP) <ul style="list-style-type: none">• Registration• Inquiry Tracking and Management System (ITMS)• Resource Library• Frequently Asked Questions (FAQs)	https://www.REGTAP.info/

FAQ Database on REGTAP

My Dashboard



FAQ Database is available at
<https://www.REGTAP.info>

The FAQ Database allows users to search FAQs by FAQ ID, Keyword/Phrase, Program Area, Primary and Secondary Categories and Publish Date.

FAQ Search

FAQ ID

Keyword/Phrase

Program Area

Select All
Agent Broker
Distributed Data Collection for RI and RA/Edge Server
Enrollment and Eligibility
Event Registration and Logistics

Primary Category

Secondary Category

Publish Date

Start Date

End Date

22

22

Search

Clear Search

Primary and Secondary Category search available only when one (1) Program Area is selected.

DDC/EDGE Server Resource Page


The DDC/EDGE Server Resource Page provides central access to job aids, announcements, documentation, FAQs, deadlines and other resources.

To access the DDC/EDGE Server Resource Page, click on the Program Area Pages icon on 'My Dashboard' or access the page at <https://www.REGTAP.info/ddc.php>.



Distributed Data Collection for RI and RA/Edge Server

[Get Adobe Reader](#)



Welcome to the Distributed Data Collection for RI and RA/Edge Server page designed to assist you with locating accurate and valuable information regarding External Data Gathering Environment (EDGE) server data submission.

CMS conducts the EDGE Server Webinar Series training sessions with the purpose of providing issuers with additional information related to data submission, testing, timelines, submission scenarios, and any additional guidance related to the data submission or blackout periods.





! IMPORTANT ANNOUNCEMENTS:

On June 10, 2016, there will be an EDGE server maintenance release which will update HHS-RADV sampling functionality. CMS will also release remote commands for preliminary HHS-RADV sampling reports. The reports will only be available to CMS.

TOPICS OF INTEREST

DATA SUBMISSION	ENROLLMENT SUBMISSION
MEDICAL SUBMISSION	PHARMACY SUBMISSION
REGISTRATION & PROVISIONING	SUPPLEMENTAL SUBMISSION

EDGE Core Resources

ICD Addendum	Interface Control Document (ICD)	Business Rules	XML/XSD Outbound Files
			

EDGE Plan Data Templates
Due 9/23/16

Days Left
6

Edge Server – Baseline Submission
for 1st and 2nd Quarter 2016

NOVEMBER
2

Edge Server – Data Submission
90% of Enrollment Records /
25% of Medical & Pharmacy Claims
for 1st and 2nd Quarter 2016

NOVEMBER
9

Edge Server Commands
Deployed – ECS and Frequency
Distribution Reports

NOVEMBER
10

DDC/EDGE Server Resource Page

TOPICS OF INTEREST

[DATA SUBMISSION](#)

[ENROLLMENT SUBMISSION](#)

[MEDICAL SUBMISSION](#)

[PHARMACY SUBMISSION](#)


[REGISTRATION & PROVISIONING](#)

[SUPPLEMENTAL SUBMISSION](#)


For quick access to related documentation, users can find resources organized by Topics of Interest, such as 'Medical Submission' or 'Registration'.

EDGE Core Resources


ICD Addendum



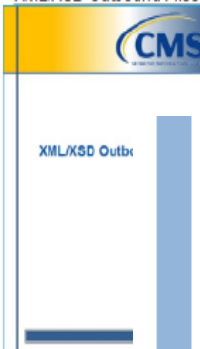
Interface Control Document (ICD)



Business Rules



XML/XSD Outbound Files



Users can also register for active EDGE Server training series, contact CMS, provide feedback and more.

NEW TO REGISTRATION?

click the button below

REGISTER
for next event session



DO YOU HAVE FEEDBACK?

click the button below

PROVIDE FEEDBACK
to DDC



EDGE SERVER MAILBOX ASSISTANCE



ADDITIONAL RESOURCES:

[Centers for Medicare & Medicaid Services \(CMS\)](#)

[Centers for Customer Information and Insurance Oversight \(CCIO\)](#)

Closing Remarks